

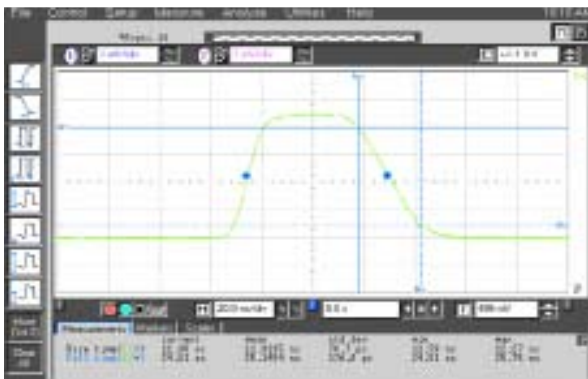
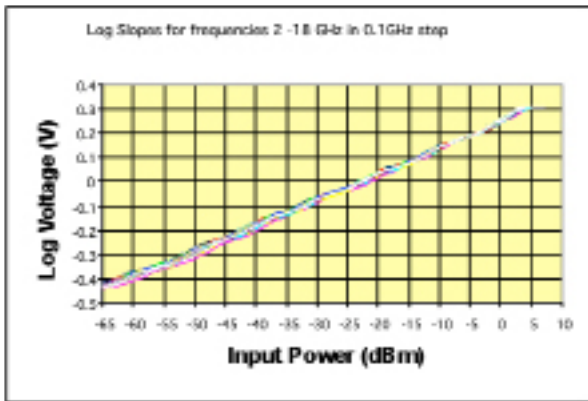



**TELEDYNE  
DEFENCE**

A Teledyne Technologies Company

SDLVA

Technical Datasheet RV075



## Benefits

- 2.0 – 18GHz Frequency Range
- 65dB Dynamic Range
- Exceptional Sensitivity
- Unrivalled Frequency Flatness
- MIC/MMIC Technology
- Small Size
- Low Power Consumption

## Applications

- EW, ELINT and IFM Receivers
- DF Radar
- Test Instruments
- High Gain Low Noise RF power limited output ideal to drive IFM receivers



Video Response to  $-40\text{dBm}$ , 50ns RF pulse. As shown, rise and fall times measured between 10% and 90% points are 12ns and 25ns respectively.

Global Defence &  
Security Solutions

RV075 ref 1.2  
09 April 2009  
Page 1 of 2

Teledyne Defence Ltd  
Airedale House  
Royal London Industrial Estate  
Acorn Park, Charlestown  
Shipley, West Yorkshire  
UK, BD17 7SW

Tel: +44 (0) 1274 531 602  
Fax: +44 (0) 1274 595 724  
Email: sales@fcl.com  
Web: www.teledyne.com



## Specification

Frequency Range	2 - 6 GHz	6 - 18GHz	2 - 18 GHz	
Dynamic Range	70dB (-65 to +10dBm)	65dB (-60 to +5dBm)	65dB (-60 to +5dBm)	
TSS	-73dBm	-70dBm	-70dBm	+8dB Signal/Noise Ratio
Logging Slope	50 mV/dB	50mV/dB	50mV/dB	Customer specific
Logging Accuracy	+/- 1 db	+/- 1.5 dB	+/- 1.5 dB	At any frequency and temperature measured from linear best fit line with nominal logging slope
Frequency Flatness	+/- 1.75 dB	+/- 2 dB	+/- 2.5 dB	Over temperature and dynamic range
Rise Time	15 ns	15 ns	15 ns	10% to 90% rising video edge
Settling Time	35 ns	35 ns	35 ns	10% rising edge to equivalent of 0.5dB of final steady state video output
Fall time	25ns	25ns	25ns	90% to 10% fall edge of the video output
Recovery time	70ns	70ns	70ns	10% falling edge to 10% rising edge of fully compliant succeeding pulse
Temperature Range	-20 to +85 oC	-20 to +85 oC	-20 to +85 oC	
Power	+12V @ 300mA -12V @ 50mA	+12V @ 450mA -12V @ 50mA	+12V @ 450mA -12V @ 50mA	+/-15V optional
Size	60x 60x10mm	60x 60x10mm	60x 60x10mm	Customer Specific
Weight	80g	80g	80g	